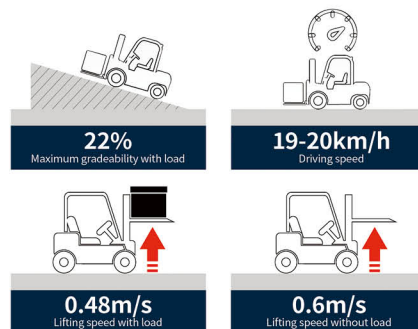
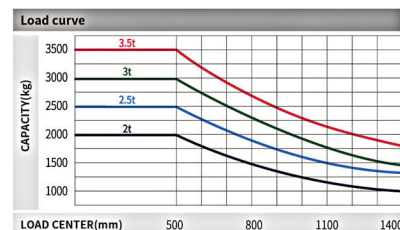
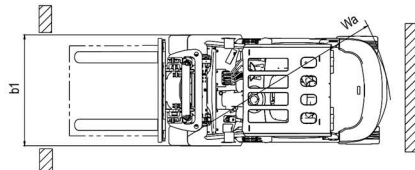
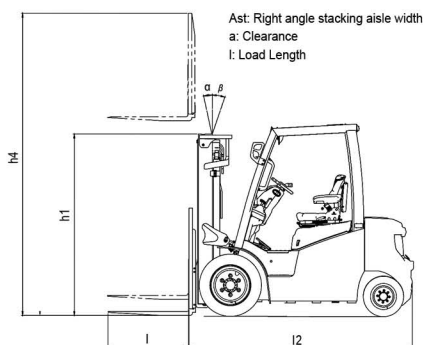
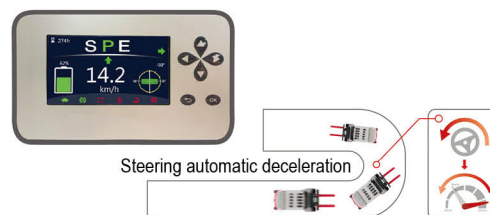


Lithium battery Powered Forklift Truck

SBF-Li Series



Note: the data displayed are all based on the model SBF30-Li, and data for other trucks are shown in the table of technical parameters.



Note: The vertical axis stands for load capacity and the horizontal axis stand for load center which is calculated from the front surface of the forks to the gravity of the standard load. The standard load means a cubic with 1000mm edge length. When mast is tilted forward, using non-standard forks or loading large goods, the load capacity will be reduced. The load capacity of standard mast at different load center can be known from this load chart.

Specifications

Model designation		SBF-20Li	SBF-25Li	SBF-30Li	SBF-35Li
Load capacity	kg	2000	2500	3000	3500
Load center	mm	500	500	500	500
Dimensions					
Max. lifting height	mm	3000	3000	3000	3000
Overhead guard height	mm	2170	2170	2180	2180
Length to fork face	mm	40×122×920	40×122×1070	45×125×1070	50×125×1070
Overall width	mm	1160	1160	1225	1225
Turning radius(In stadead battery compartment)	mm	2050	2050	2215	2215
Wheels, Chassis					
Tire(front)		7.00-12-14PR	7.00-12-14PR	28×9-15-14PR	28×9-15
Tire(rear)		18×7-8-14PR	18×7-8-14PR	200/50-10	200/50-10
Tire type		Pneumatic	Pneumatic	Pneumatic	Pneumatic
Weight					
Total approximate weight(W/O battery)	kg	3510/3290	3890/3670	4580/4230	5000/4650
Performance					
Travel speed, loaded/unloaded	km/s	19/20	19/20	19/20	19/20
Lifting speed, loaded/unloaded	mm/s	0.49/1.6	0.49/1.6	0.48/0.6	0.44/0.54
Battery voltage/rated capacity(5h)	V/Ah	80/271	80/271	80/404	80/404
Drive motor - 60min. rating	kw	16.6	16.6	17	17
Pump motor - 15min. rating	kw	26	26	26	26
Drive motor control method		MOSFET/AC	MOSFET/AC	MOSFET/AC	MOSFET/AC
Controls		ZAPI	ZAPI	ZAPI	ZAPI

※ The above appearance and specifications are subject to change without prior notice.